



# AROUND THE PALACE

## Year 2 Make Emergency Vehicles



Mrs Coster has been working with Year 2 pupils to make emergency vehicles out of cardboard boxes. The girls can choose either an ambulance or a fire engine but it's messy work painting them yellow or red. The next step is to make a chassis.

*More photos on page 4*

Dear all,

It has been very good to see so much going on at the Prep School this week, alongside a wealth of activity at the Senior School.

The younger years have been so creative. Year 1 have been baking their own Viking bread whilst Year 2 have been paying homage to Burns Night by developing their own tartan. They have also been making their own emergency vehicles.

Creativity is so important in a child's development and so it is wonderful to see this embedded in life at the Prep School.

I was also pleased to see the Prep School braving the January weather and going onto the field, although I am somewhat worried about the presence of Pterodactyls in Melville Avenue!! (see page 11).

Have a great weekend.

Jane Burton, Head

## Autumn Book Fair 2019

A big thank you to all the parents for supporting the Book Fair in December 2019 and making it a huge success.

We raised **£866** which means the Prep Library will receive new literature to this value as a result of our sales.



## PTA Quiz Night

# Friday, 7th February

## Assembly Hall at the Prep School

### 7.00 - 9.30pm

The Old Palace PTA will be hosting their Annual Quiz Night and we hope that staff and parents can join us for an evening of quizzing and fellowship.

**£10 per person**

Fish & Chips or Vegetable Pie & Chips supper included in ticket price with alcoholic and non-alcoholic beverages available for a nominal fee.

Tickets available via WisePay

Deadline: 4th February



## Year 10 Make Plants in Biology



In Biology, we studied about how many plants are able to reproduce asexually. Asexual reproduction results in the production of genetically identical offspring called clones. Some plants use runners, which are special stems that grow out from the other plant. Others produce new plants from bits of leaves or roots. This helps them spread quickly in areas near the parent plant. Humans can clone plants by taking cuttings.

Our teacher, Mrs Stockwell, showed us how to take a cutting. We cut off a section of the stem from a plant and we placed

the cut shoot of the plant in a test tube full of water. It took the plants two months to grow enough roots to be planted in soil. Our teacher showed us how to pot up our plants and then we took our cuttings home. Some of my friends even named their plants!

This was an amazing lesson and we are happy to have this opportunity. Thank you Mrs Stockwell for allowing us to grow our own plants.

**Diamanthi, Year 10**



## Tutankhamun Exhibition



Last Sunday, I visited the Saatchi Gallery in London to see *Tutankhamun: Treasures of the Golden Pharaoh*. The legend of the young pharaoh captured imaginations globally when his tomb was unearthed by British explorer Howard Carter and financier Lord Carnarvon in 1922.



The exhibition was packed with over 150 original objects from the tomb, 60 of which have travelled from Egypt for the first and final time, before they return for permanent display within the Grand Egyptian Museum.

I particularly enjoyed learning the story

of how he was discovered and the way archaeologists' theories on his life have developed as scientific techniques improve; for example, he was initially believed to be murdered, as x-rays prompted researchers to speculate that Tutankhamun died from a blow to the head; however, a full-body CT scan of the mummy showed that the head wound occurred after his death.

Malaria has shown up in subsequent DNA tests - it is now believed that, weakened by the disease, he died as a result of an infected leg wound he incurred in an accident.

A quote from Ernest Hemingway, shown during a short film at the start of the exhibition, has remained in my mind:

*"Every man has two deaths; when he is buried in the ground, and the last time someone says his name".*

In this way, Tutankhamun has achieved immortality. The exhibition is open in London until 3rd May; it is well worth a visit!

Shannon, Year 12



## An Invitation to The London Mozart Players: Composition Concert

### Tuesday, 11 February 6pm - 7pm

We are preparing, with great excitement, for the visit of one of the world's finest chamber ensembles, the **London Mozart Players**, who will be working with our AS and A Level music students.

The day will culminate in a concert in which the students' compositions will be performed by the musicians from the London Mozart Players. It promises to be an inspiring occasion for all.

We would like to recommend that Music Award Holders and GCSE music students attend this concert, so that they can watch some top level chamber musicians work together, and also consider the process undertaken when composing substantial pieces of music. The concert will take place from 6pm in the school chapel, it will be about an hour long and parents and friends are most welcome. There is no charge for this concert (tickets will not be required).

If you would like to find out more about the London Mozart Players, information can be found on their website here:

[www.londonmozartplayers.com](http://www.londonmozartplayers.com)

## Year 8 Netball v Nonsuch



Year 8 travelled to Nonsuch High School on Tuesday evening to play Netball.

We were very excited and confident going into the match after our victory last week and we were delighted that the A team won 11-6.

The B team played well but were really unlucky not to hold onto a draw with the final score being 3-2 to Nonsuch.

We look forward to our match against Sydenham next week.

## U15 English Schools Water Polo

A squad of 12 travelled to Alleyns to compete in the prestigious U15 English Schools Water Polo fixture.

There were three games played in total and the progression shown throughout the matches was incredible. The competition is always tough but the girls worked really hard on trying to mark their players and some excellent saves were made by the goal keepers. We also scored some amazing goals which is a credit to the hard work the girls put in.



## Year 2 Emergency Vehicles *continued*





## Dance Trip to see *The Red Shoes* at Sadler's Wells Theatre



On Thursday 16th of January, a group of Year 9 students went to Sadler's Wells Theatre in London to watch *The Red Shoes*. The journey to the theatre felt long but after watching Matthew Bourne's adaptation of the film I knew seeing the contemporary ballet was worth it.

The dancers in *The Red Shoes* were exaggerated and hilarious at times which made it even more memorable. I personally think the dance by the two Egyptians was the funniest part due to the ironic tone of the movement. The setting and costumes were flamboyant, creative and interesting. It was emotional and touching and I would certainly recommend it to everyone, because it was such a spectacle.

**Hanitha, Year 9**



Matthew Bourne's take on the beloved fairy tale and film *The Red Shoes* was one that kept you on the edge of your seat. The choreography was captivating and, paired with music from a live orchestra, told an emotional story of a girl who dreamt of being a dancer that was packed with melodrama.

All the dancers in the production were very talented and successfully portrayed the relationships between the characters with no words at all. The performance was dramatic and passionate, but also had some entertaining humorous moments. This, combined with the impressive set design and glamorous costumes that hark back to fashion from previous decades, made watching *The Red Shoes* an exciting experience.

**Abigail, Year 9**





## Year 5 Netball v Oakwood

Despite the rain, Old Palace put on a sterling performance against teams from Oakwood.

The A team won 5-2, B team lost 2-0. Well done everyone!



## Biology Society: Reebops



We investigated the random fertilisation of female and male gametes in making offspring and how characteristics are inherited.

We were given two parent Reebops. Using eight pairs of homologous chromosomes (eight from the mother and eight from the father), we created our own offspring.

It was interesting to see how each one of our allele

combinations produced unique offspring. To make our offspring we used marshmallows, coloured pins, eyes and coloured pipes too. Some students even made an animation of each step in the making of their child! Then we all put them together in the Reebop nursery.

**Anushka, Year 12**





## GCSE PE



GCSE PE had the opportunity to go to Pure Gym this week to consolidate some knowledge using practical examples. We looked at different training methods such as a plyometrics (which is jumping using explosive power) and also recapped some antagonistic muscle pairs using the weight machines. This was a great way of revising key topic areas.

## Prep Swimming v Cumnor House Girls



Prep Swimming Squad girls competed in a friendly gala against Cumnor House Girls on Tuesday. Almost 40 girls from both schools plus many parents filled the pool sides to bursting point.

The atmosphere was electric throughout, with the exception of deadly silence for the start of each race. Old Palace girls swam very well, winning several of the races by quite a distance. There were also many nail bitingly close finishes for which team mates, spectating parents and staff were on their feet cheering their swimmers on.

The final scores were very close with Cumnor coming out on top this occasion with 111 points to 103. Mrs Tamplin would like to say a big thank you to Mrs Smith and the Senior girls who helped out. Well done to all of our swimmers.

## Year 7 Hockey v Seaton House



14 girls from Year 7 had the opportunity to go to Seaton House to play in a hockey fixture.

The players arrived at Purley Walcountians, hockey sticks in hand and ready to go. Both the A and B team players did really well passing the ball into space. The A team did some fantastic block stick tackles and they managed to get the ball to the forwards.

The players grew in confidence as the game progressed. They now need to stay confident when in possession of the ball within the D and try to have quicker shots at the goal. The final score was 2 – 6 to Seaton House.

The B team had some good control when dribbling with the ball and were beginning to pass the ball off their strong foot. The B team had some fantastic shots on goal leading them into a 2-1 win.

## Year 6 Netball v Croydon High



Year 6 had a challenging netball match against Croydon High on Wednesday. They worked hard against tough opponents and kept their spirits up!

Well done on persevering and playing the match with good sporting behaviour.

## Congratulations

Many congratulations to Anjola in Year 7 for her recent Grade 3 Trumpet exam success, in which she achieved a merit. Well done!




## Badminton Club

Badminton Club happens on  
**Tuesday lunchtime**  
**12.30-1pm**

In the Banqueting Hall

Please come along if you would like to learn how to play.  
All abilities welcome!



## Pure Gym

We continue to make use of the passes for PURE GYM in our Sixth Form Lessons. It is a great opportunity for students to try out the equipment and consider whether they might get involved in a gym at University or in their personal time.



## Viking Bread

This term, Year 1 are learning about Travel and Transport in Humanities.

Recently, the girls found out all sorts of interesting facts about Vikings. In class, we followed a recipe to make Viking bread and enjoyed eating it together afterwards with a drizzle of honey to sweeten the flavour.





## Art Workshop



I have always had a passion for Art and I adore sketching and that is what I thought GCSE Art was all about. This workshop broadened my views, showing me how to work in a more abstract and fun way. We learnt how to work with a variety of media to produce interesting results and how you can use water, leaves and all sorts of everyday natural resources to make artwork.

We got to explore with different media and learnt new techniques that I had not explored in the Year 8 curriculum, like mixed media e.g. spray and water paints, acrylics and chalk pastels. I was able to see and experiment with media in ways that I didn't even know existed. I felt proud for taking a risk, combining paint with PVA glue, acrylic paint and water.

I would recommend this workshop to anyone willing to get their hands dirty and wanting to find out what Art can really be about!

**Stephanie, Year 8**

In the latest Art Workshop for Years 8 and 9, we used a variety of different materials and techniques in order to create an abstract painting of a still life.

It was run by Mrs Evangelini and a few Sixth Formers. There were many different ways to create paintings and everyone used an assortment of techniques, from spraying paint to using our hands. We learnt how to manipulate media in so many different ways. Some of the materials used were paints, pastels, inks, all purpose filler and many others.

I really enjoyed this workshop as it was so creative, more abstract than realistic and really helped show many people's creative side.

**Nicola, Year 9**



The Art Workshop was an enjoyable experience and allowed us to be creative. We used media like liquid paint, acrylic paint and spray paint to create an abstract painting inspired by the artist Heather Day. Overall, it was very fun!

**Eden, Year 8**





## Year 2 Create their own Tartan

This term, Year 2 pupils have been learning all about Tartan with Mrs Coster. Some of the girls have surnames of Scottish origin e.g. Edwards – which means they already have an 'official' tartan. Others had to design their own.







The girls selected between three and five colours (choosing ones which meant something to them such as a favourite flower), and made a Tartan out of paper strips. The results were very attractive, as we're sure you'll agree.

*"Tartan comes from Scotland. Scotland is above England."*

*"Scotland has some islands called 'The Scottish Isles'."*

*"Tartan is made of wool. People wear it as scarves or skirts."*

*"A Tartan skirt is called a 'kilt'."*





## Year 6 Netball v Howard Primary School



Eight students from Year 6 took on Howard Primary School at Netball. They coped extremely well playing in different positions, working the ball expertly down the court.

Rosie got some great shots in, supported by Belen and Tahlyah. Chloe and Sapphy did well in Defence and the Centre Court players – Abinesha, Theresa-Mae and Emma – linked the two ends of the court effectively.

Well done on a 7 – 2 win!

## Dinosaurs on the Field

The dinosaurs escaped on the field and so we put on our wellies and braved the mud to recapture them. This activity encouraged the children to describe and name the dinosaurs.

We looked closely at their features (long necks, sharp teeth...) to decide if they might be hunters or plant eaters. We used books and online resources to find out more about carnivores and herbivores. Alice was convinced she'd discovered a fossil and Amelie was sure she'd found a pterodactyl feather. You'll be pleased to know, it's now safe to venture out onto the field.

